

FOR LEASE

1,344 - 5,796 SF | Corona, CA | Multi-tenant Industrial Park

Presented by Strata Realty, Inc. | www.stratarealty.com | T (951) 280-1733 | F (951) 280-1739



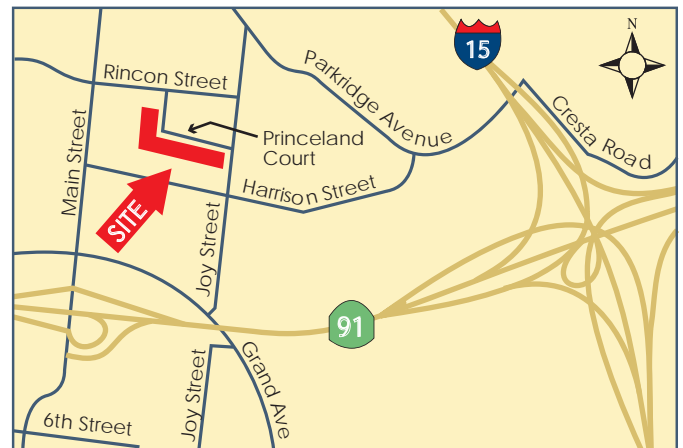
1,344 - 5,796 SF MULTI-TENANT INDUSTRIAL PARK

Location

400 - 490 Princeland Court
Corona, CA 92879

Features

- 100 Amp, 120/208 Volts, 3 phase power
- One (1) 10' x 10' ground level door per unit
- Skylights for natural lighting
- Monitored fire sprinkler system
- 16' clear height
- Several restaurants and retail amenities nearby
- Convenient access to 91 and I-15 freeways



Contact:

Timothy Hawke, SIOR

(951) 280-1733 | thawke@stratarealty.com

Adam Silverman

(951) 280-1733 | asilverman@stratarealty.com

Jason Palda

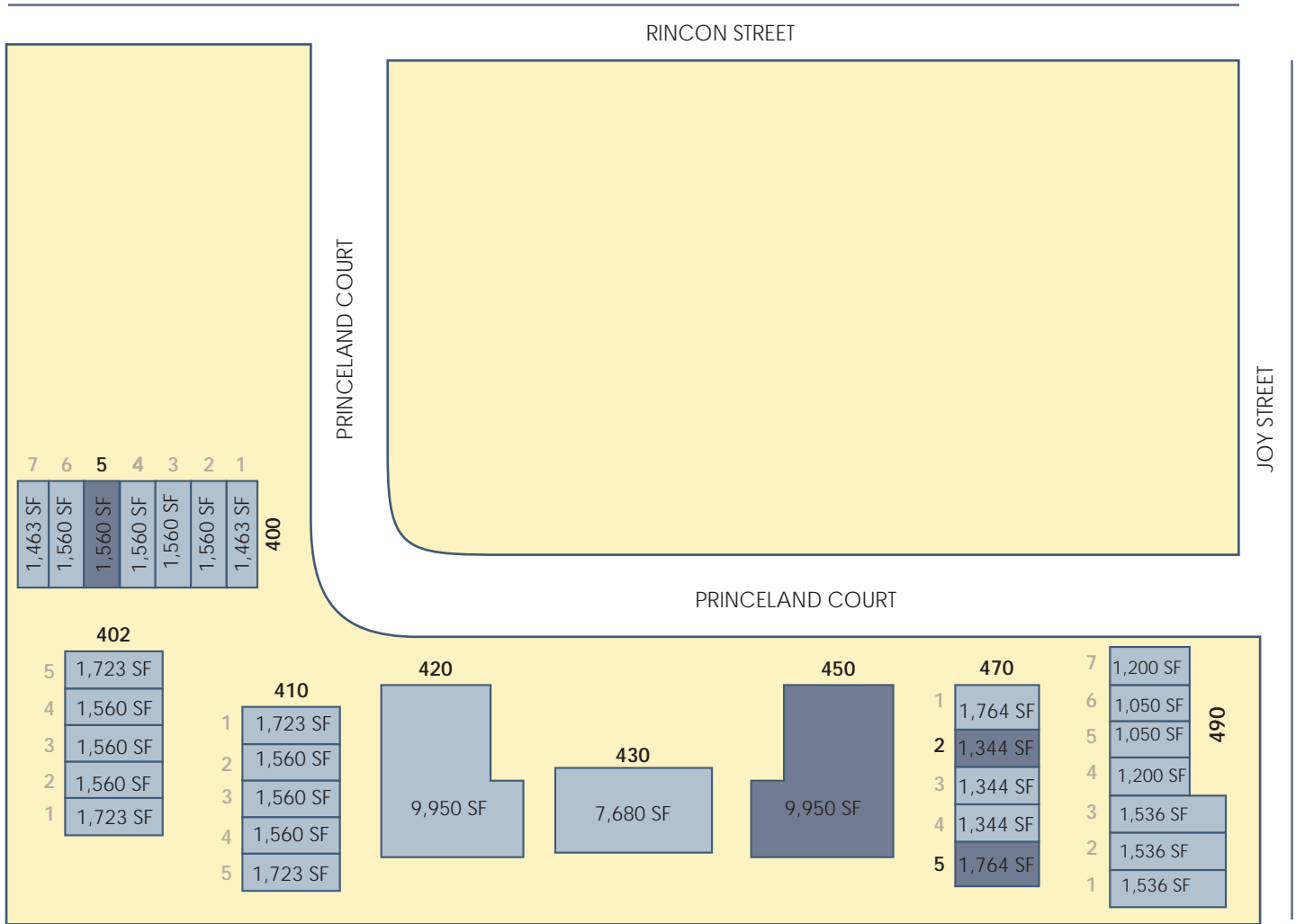
(951) 280-1733 | jpalda@stratarealty.com

FOR LEASE


1,344 - 5,796 SF | Corona, CA | Multi-tenant Industrial Park

Contact: Tim Hawke, Jason Palda, or Adam Silverman | T (951) 280-1733

SITE MAP



400-490 Princeland Court, Corona, CA 92879

 = AVAILABLE

 = NOT AVAILABLE